






How does VIS work?

VIS offers **free** services for NZSL users to make phone calls or use a video interpreter over Skype. You can easily add VIS to your Skype Contacts. Click on the 'Add a contact' button and in the dialogue box that appears, enter the Skype VIS address listed below and click 'Add'.



The 7 VIS Skype screen names are:
**NZVIS01, NZVIS02, NZVIS03, NZVIS04,
NZVIS05, NZVIS06, NZVIS07.**

1.  The Deaf caller uses Skype to connect to a video interpreter using VIS.
2.  The Video Interpreter will ask for the phone number of the hearing caller.
3.  The interpreter places your call and interprets the call between both parties.

ALSO AVAILABLE

Voice Carry Over (VCO)

VCO allows Deaf or hearing-impaired people to speak directly to the party they are calling. This option works well for those who prefer to use their voice.

Sign Carry Over (SCO)

SCO enables the VIS user to bill VIS chargeable calls to a landline number as though dialed directly. With this service, the VIS user is required to have a landline and a telephone with three-way calling capability.

Hearing Callers

VIS is available to hearing callers. To contact a Deaf person, hearing callers can phone VRS toll free at 0800 4 877 877.